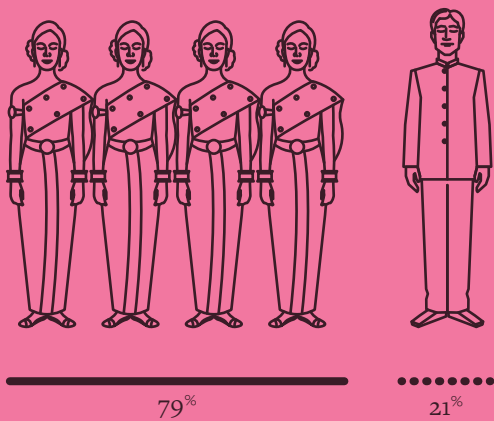
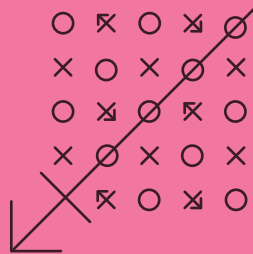
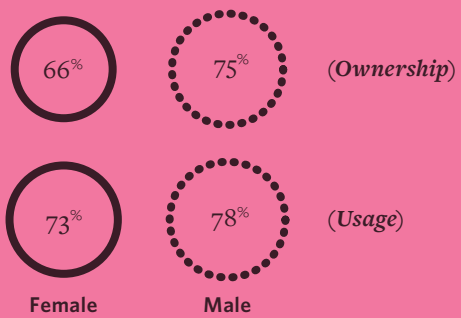


Although Financial Inclusion is higher amongst females in Cambodia, the income distribution shows a disparity favoring males




*Female headed vs. male headed households*

The majority of households (79%) in Cambodia are female-headed. Whilst the average household sizes are fairly similar between male and female-headed households, male-headed households have higher ownership of assets such as motorcycles, bicycles and farming materials such as a tractor and ox cart. There are also clear disparities in access to education between males and females in Cambodia. Males tend to be less uneducated with relatively higher educated adults. This might explain why males have a higher proportion to females of formally employed individuals. As a consequence, females are more likely to be dependents (14 %) in Cambodia than males are (5 %).



*Access to mobile phone*

The above context has an effect on female access to bank financing in Cambodia. Females tend to be directed more towards MFI finance due to it being easier to access as their lack of formal employment makes it difficult for banks to extend loans. The income distribution shows a disparity favoring males. As the income levels rise, more and more males have higher proportions in rising income categories than females.



Female █

Male █



Education Levels  
by Gender

THERE ARE MARGINAL DIFFERENCES  
IN ACCESS TO REGULATED BANKING,  
CREDIT, INSURANCE & SAVINGS



Female

27%

44%

4%

10%

Credit

Payments

Insurance

Savings



Male

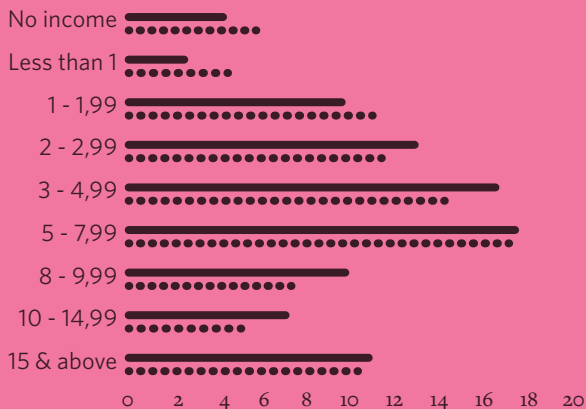
29%

42%

4%

11%


Access to regulated banking, credit, insurance & savings



Average daily  
income (US\$)

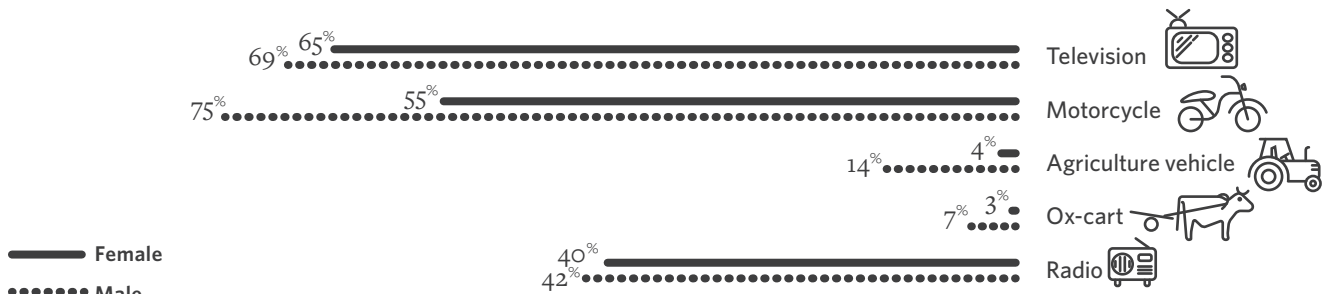
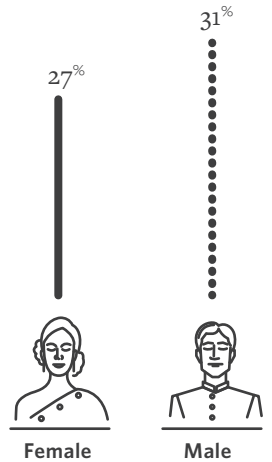
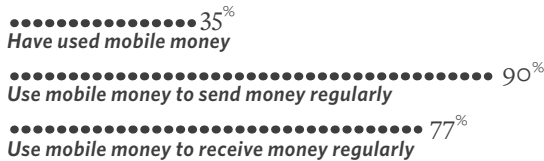
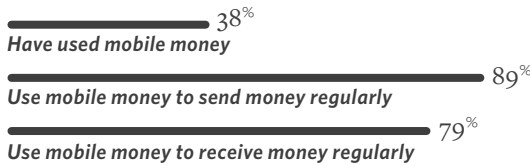
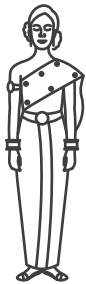
# Cambodia

# GENDER

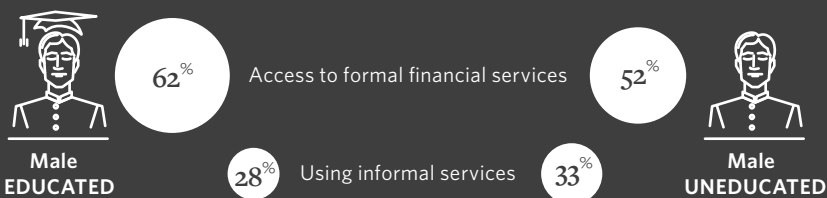
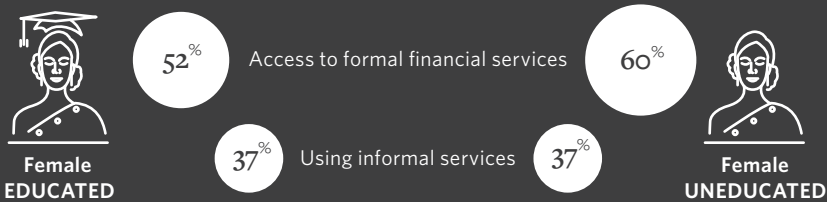


When access to regulated services and percentage of financially excluded are considered together, there appears to be a higher proportion of Financial Inclusion amongst females than males in Cambodia, with marginal differences in the use of mobile money. However, this is not due to females higher income levels over males, maybe due to other factors. Males have higher proportions that are banked which can be explained by the higher income levels and the fact that more are formally employed.

## Gender context in Cambodia




# Gendered access and use of financial services



Educational levels & access to financial services

**“It is estimated that if women are able to achieve their full economic potential, they could add as much as \$1 trillion dollars to the South East Asian economies by 2025, contributing an extra 8% to the regional GDP” (Mckinsey Global Institute, Sep 2015).**

Higher education levels have been linked with higher levels of access to financial products and services. However, in Cambodia, there appears to be very little difference between access to financial services by educated and uneducated females. It is amongst males that differences in access and use appear to be affected by educational levels.



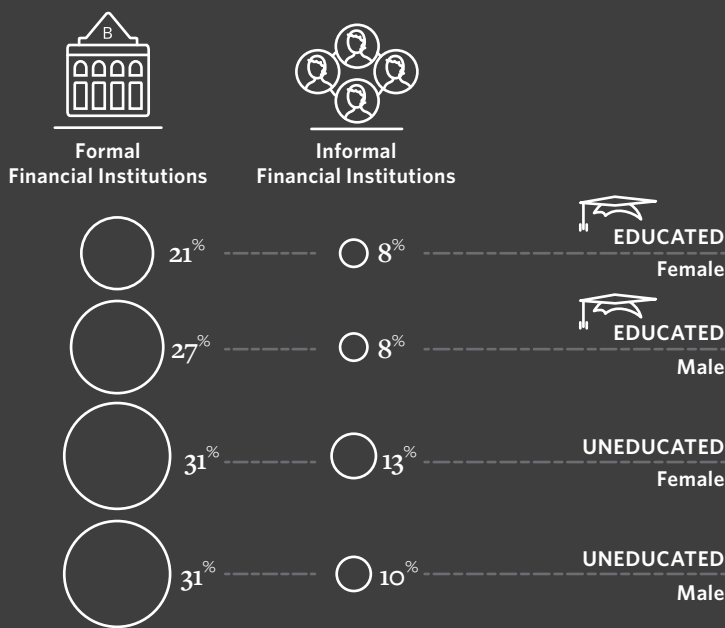
Main Sources of Income

**Source of income plays a pivotal role in terms of the types of products and services chosen.** Women are more reliant on household members and remittances than men. There are also more women dependents than men in Cambodia. More men are reliant on wages from government or state enterprises. This ties in to the fact that a greater proportion of men have higher levels of education. Men are therefore more likely to be banked with a lower proportion using MFI products and services. When the number of banked individuals is linked to education levels and main source of income, it is clear that


women’s lower education levels are more prevalent in older generations. Between the age groups of 31 - 40 years, women have a higher proportion of banked people. This can be explained by the fact that there is a higher proportion of women in permanent jobs than males in that age group. Males are more likely to be in temporary jobs than females in this age group.

**Educated men are more likely to borrow from banks and formal financial institutions than women while women access more funds from family or household members.** Whilst there is no

difference between the percentage of uneducated men and women who borrow from formal institutions, uneducated men are less likely to borrow from informal institutions than women are. This could be due to the fact that Cambodia is mostly an agrarian society and men are more likely to own farming implements than women, perhaps increasing their security. Most uneducated men are probably involved in subsistence farming. Women on the other hand have few farming assets and are likely to have a greater dependence on social ties and networks than men do.



Education levels and use of formal vs. informal financial institutions



Average time taken to reach infrastructure

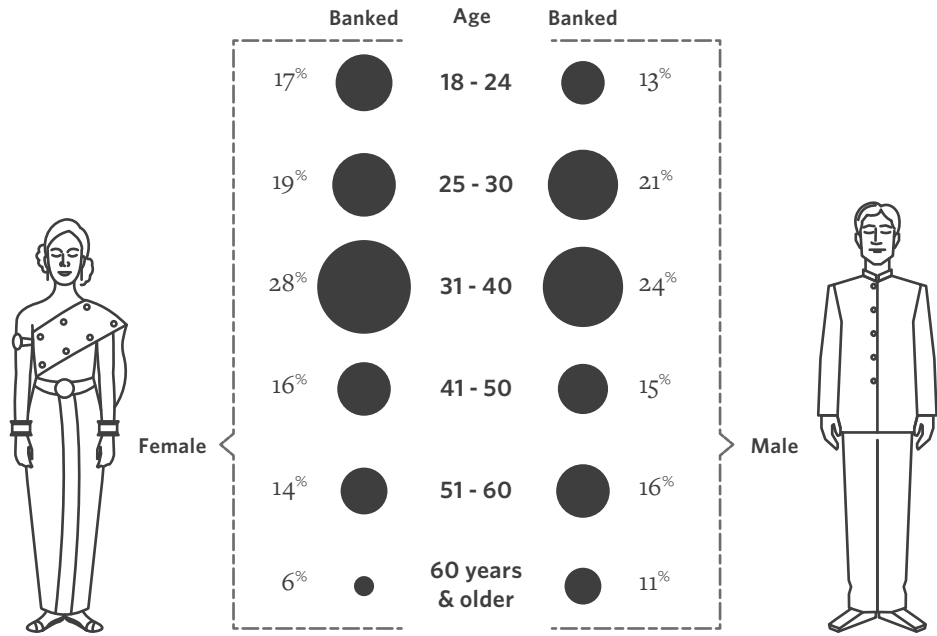
**Main sources of income, education levels and number of assets held affect the choices of financial products and services.**

In general, men have greater access to infrastructure than women do. 11% of men have access to a bank within 5 minutes whereas the figure for women is 8%. In terms of mobile money agents, 17% of men have access within 5 minutes in comparison to 13% of women. 11% of men have access to an ATM within 5 minutes as opposed to 8% of women. It is interesting to note that men also have a higher percentage (11%) of their population with access to








MFI's within 5 minutes than women do. Rural adults, both male and female have higher MFI access compared to their urban counterparts. This is the direct opposite of bank usage. MFIs are largely servicing more rural, poorer females with more informal sources of income. MFI uptake is driven by rural areas for both male and female. 1 in 4 men and women have an MFI product. 33% of urban males are banked versus 13% of rural males using banking services, indicating a preference for formal banked services in urban areas and MFI products in rural areas.

**Generally, men and women in Cambodia have fairly even levels of financial access.** The major difference lies in the choices made around financial products and services. Men in Cambodia have a higher technological uptake both in terms of ownership and usage of mobile phones and access to mobile money agents. Additionally, a higher proportion of men working for government and state enterprises has given rise to higher banking usage among males. Women, who are less educated in comparison and have higher proportions of dependents are more likely to use local financial services such as MFI's. There is little difference in the usage patterns of uneducated and educated women in terms of access to formal and informal services. Uneducated males are less likely to use informal services than uneducated women. There could be a number of reasons for this such as lack of social ties or village savings associations being mostly run by women. Men might also prefer to farm for subsistence as opposed to borrowing for consumption smoothing.

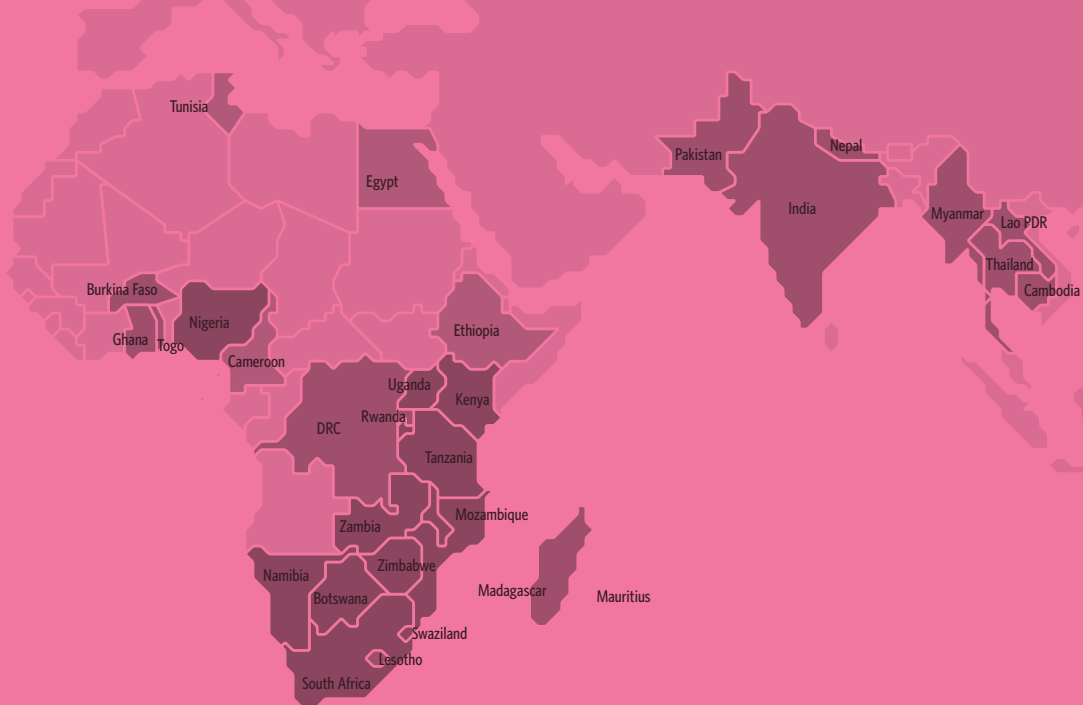
Cambodia has a high rural populace (75 %) and gendered roles might be more prevalent in those settings. This might explain the high dependency of women on household members. The large number of female-headed households to male-headed households also suggests that men might be part of a diaspora looking for better opportunities in neighboring countries. These men send money home on a monthly basis and thus the fairly even income levels between men and women. Women are also more likely to be self employed and more reliant on cash transactions for payments as opposed to men who are more likely to be in formal employment where payments are made through a bank. Financial services and products need to take into account these gender nuances in order to provide relevant solutions.



Percentage of banked in different age groups

		 Female	 Male	 All
 Credit	Regulated	27%	29%	28%
	Unregulated	12%	9%	10%
	Family & friends or self	11%	8%	9%
	Not borrowing	57%	60%	58%
 Payments	Regulated	44%	42%	43%
	Unregulated	3%	3%	3%
 Insurance	Regulated	4%	4%	4%
	Unregulated	2%	1%	2%
 Savings	Regulated	10%	11%	10%
	Unregulated	26%	23%	25%
	Family & friends or self	26%	18%	22%
	Not saving	54%	61%	56%

Usage of financial services among females & males in Cambodia



## The MAP country data dashboards

---

The MAP country data dashboards are a sub-set of the larger FinScope Consumer Survey, with the data and insights presented in the dashboards being drawn and summarized from the nationally representative FinScope survey for that country. (More information and data on FinScope can be obtained from the full FinScope Consumer Survey).

The data driven from this focus note is part of UNCDF's Making Access Possible Programme. The FinScope survey provides a detailed understanding of the demand-side characteristics and explanatory factors for the entire adult population. However, in terms of gendered financial inclusion, it emerges that women and men have different financial needs and their household characteristics, depending on who the head of the household is, are often

fundamentally different. It is important to get a better picture of the pattern, drivers and constraints to gender access and the different usage of financial products and services for both men and women. A better understanding of the differences in female and male headed households in the financial sector can enable providers to develop products and services tailored to meet their differential needs.

The country-specific dashboards focus in on the areas that have emerged, during that country's FinScope survey process and research, as strategic for financial inclusion interventions. The details and salient points highlighted via the dashboards will help financial services providers to develop products and services tailored to meet the differential needs of segments within each dashboard focus area.

## About the Making Access Possible Programme

Making Access Possible (MAP) is a multi-country initiative to support financial inclusion through a process of evidence-based analysis feeding into a financial inclusion roadmap jointly implemented by a range of local stakeholders.

MAP was initiated by the United Nations Capital Development Fund (UNCDF) and is implemented in partnership with FinMark Trust and the Centre for Financial Regulation and Inclusion (Cenfri). In each country, MAP brings together a broad range of stakeholders from within government, the private sector and the donor community to create a set of practical actions aimed at extending financial inclusion tailored to that country.



### **Rajeev Kumar Gupta**

*Programme Management Specialist - Inclusive Finance*

Deputy Programme Manager - SHIFT Programme in ASEAN

Tel: (+66 2) 304 9100 ext. 5356,

[rajeev.kumar.gupta@uncdf.org](mailto:rajeev.kumar.gupta@uncdf.org)